










	Airbag		Stored gas inflator		Seat belt pretensioner		SRS control unit
	Battery low voltage		Gas strut /Preloaded spring		High strength zone		Zone requiring special attention
	High voltage power cable /component		Low voltage device that disconnects high voltage		Cable cut		High voltage battery pack


1. Identification / recognition



Silent movement or instant restart capability exists until vehicle is fully shut down.



Model name



Brand name

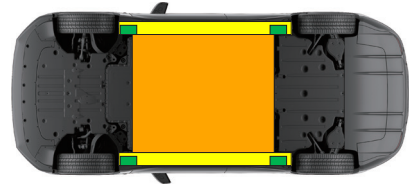
2. Immobilisation / stabilisation / lifting

A. IMMOBILIZE THE VEHICLE:

1. Shift the vehicle to P gear;
2. Turn on the hazard warning lamp on the central console.



B. LIFTING POINTS:



- Appropriate lifting points
- Appropriate points vehicle on side
- High voltage battery

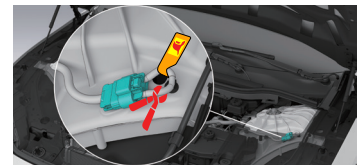

3. Disable direct hazards / safety regulations




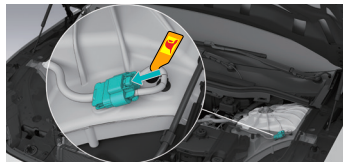
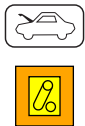
Be aware that not every high voltage component is labelled.

Always wear the appropriate PPE (Rubber insulated gloves / insulated rubber shoes / tools with insulating protective cover / goggles). Do not attempt to open the high voltage battery.



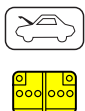
MAIN DISABLING METHOD



ALTERNATIVE METHOD



ACCESS TO 12V BATTERY






4. Access to the occupants




Driver seat adjustment (electric)




Exterior door handle



Passenger seat adjustment (electric)



Emergency interior door handle




Steering column adjustment



Door latch

Glass types:

Laminated glass



Tempered glass

5. Stored energy / liquids / gases / solids

		12V
		350V
		1000g

6. In case of fire

USE LARGE AMOUNTS OF WATER



BATTERY RE-IGNITION!

DO NOT SUBMERGE VEHICLE TO EXTINGUISH BATTERY



7. In case of submersion

Tilt the vehicle to one side to allow water to drain out of the vehicle and the high voltage battery.

Wear appropriate PPE. Remove the vehicle from the water and continue with normal high voltage disconnection (see chapter 3). Vehicles submersion in salt water should be handled with a greater potential risk of a high voltage battery fire.

8. Towing / transportation / storage


STORE AT SAFE DISTANCE FROM OTHER VEHICLES!




Towing/transportation method



BATTERY RE-IGNITION!



Hook storage



Hook location

9. Important additional information

Manufacturer information NIO

For further details, please refer to "Emergency Response Guide".

10. Explanation of pictograms used

	Warning high voltage		Flammable
	Caution		Hazardous to the human health
	Air-conditioning component		Acute toxicity
	Electric vehicle		Corrosives
	Bonnet		Gases under pressure
	Boot		Explosive
	Use thermal infrared camera		Use water to extinguish the fire