

Li-ion  
350V

	Airbag		Stored gas inflator		Seat belt pretensioner		SRS control unit		Pedestrian protection active system
	Automatic rollover protection system		Gas strut/Preloaded spring		High strength zone		Zone requiring special attention		
	Battery Low Voltage		Ultra capacitor, low voltage		Fuel tank		Gas tank		Safety valve
	High voltage Battery pack		High voltage power cable/component		High voltage disconnect		Fuse box disabling high voltage system		Ultra capacitor, high voltage
	Gas line								

## 1. Identification/recognition



**Silent movement or instant restart capability exists until vehicle is fully shut down**



Model name

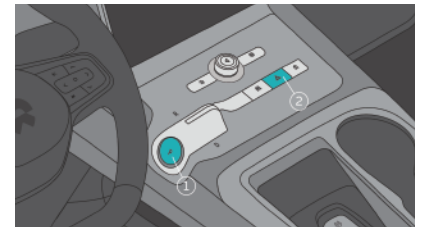


Brand name

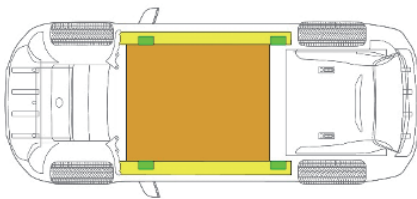
## 2. Immobilization / Stabilisation / Lifting

### A. IMMOBILIZE THE VEHICLE

1. Shift the vehicle to P gear;
2. Turn on the hazard warning lamp on the central console.



### B. LIFTING POINTS:



Appropriate lifting points

Appropriate points vehicle on side

High voltage battery

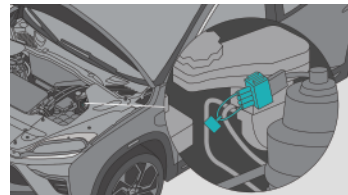
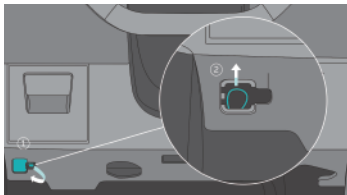
## 3. Disable Direct Hazards / Safety Regulations



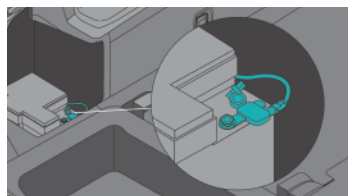
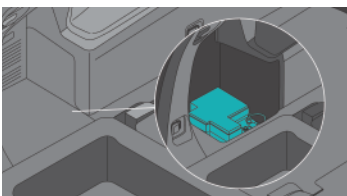
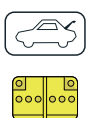
**Be aware that not every high voltage component is labelled.**

**Always wear the appropriate PPE (Rubber insulated gloves / insulated rubber shoes / tools with insulating protective cover / goggles). Do not attempt to open the high voltage battery.**

### MAIN DISABLING METHOD

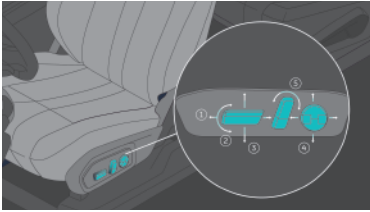


### ACCESS TO 12V BATTERY





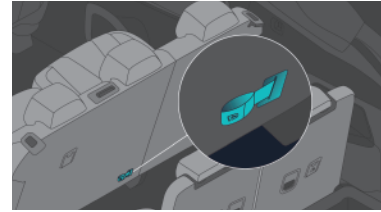
**4. Access to the Occupants**



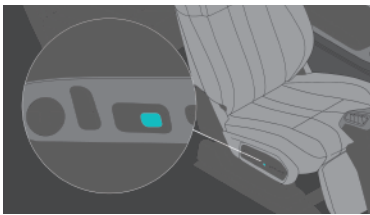
Seat adjustment (electric)



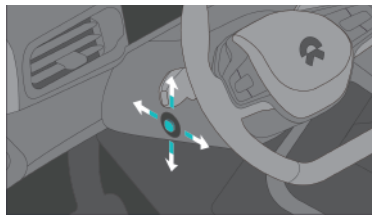
Exterior door handle



Exit to 3<sup>rd</sup> seat



Long slide adjustment



Steering column adjustment



Door latch

**Glass types:**



**5. Stored Energy / Liquids / Gases / Solids**

		12V
		350V
		1300g

**6. In Case of Fire**

**USE LARGE AMOUNTS OF WATER**



**BATTERY RE-IGNITION!**

**DO NOT SUBMERGE VEHICLE TO EXTINGUISH BATTERY**



## 7. In Case of Submersion

Tilt the vehicle to one side to allow water to drain out of the vehicle and the high voltage battery.

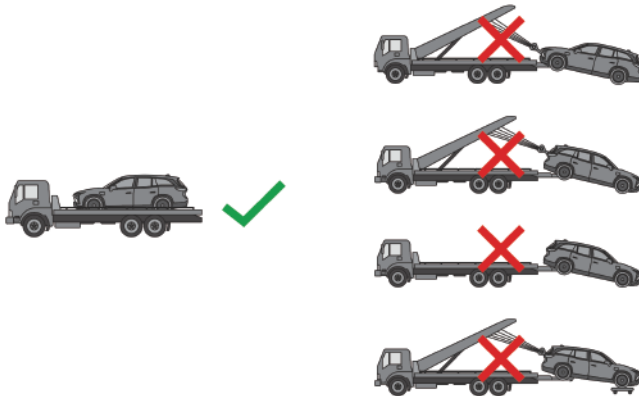
Wear appropriate PPE. Remove the vehicle from the water and continue with normal high voltage disconnection (see chapter 3). Vehicles submerged in salt water should be handled with a greater potential risk of a high voltage battery fire.

## 8. Towing / Transportation / Storage

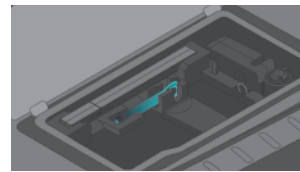
**STORE AT SAFE DISTANCE FROM OTHER VEHICLES!**



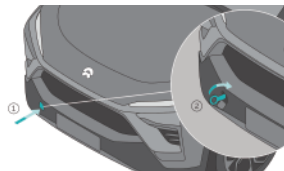
**BATTERY RE-IGNITION!**



Towing/transportation method



Hook storage



Hook location

## 9. Important Additional Information

Manufacturer information JAC Automobile Group Co., Ltd (China)

For further details, please refer to "Emergency Response Guide".

## 10. Explanation of Pictograms Used

	Warning high voltage		Flammable
	Caution		Hazardous to the human health
	Air-conditioning component		Acute toxicity
	Electric Vehicle		Corrosives
	Bonnet		Gases under pressure
	Boot		Explosive
	Use thermal Infrared camera		Use water to extinguish the fire