

Airbag	Stored gas inflator	Seat belt pretensioner	SRS control unit
Battery low voltage	Gas strut /Preloaded spring	High strength zone	Zone requiring special attention
Air tank	Low voltage device that disconnects high voltage	Cable cut	High voltage battery pack
High voltage power cable /component			

## 1. Identification / recognition



Silent movement or instant restart capability exists until vehicle is fully shut down.



Model name



Brand name


## 2. Immobilisation / stabilisation / lifting

### A. IMMOBILIZE THE VEHICLE:

1. Shift the vehicle to P gear;
2. Turn on the hazard warning lamp on the central console.



### B. LIFTING POINTS:



- Appropriate lifting points
- Appropriate points vehicle on side
- High voltage battery

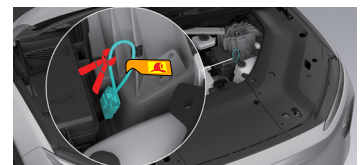
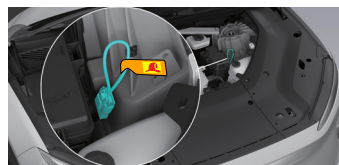
## 3. Disable direct hazards / safety regulations




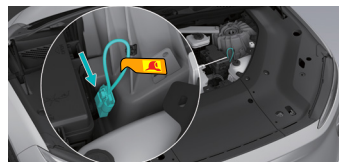
Be aware that not every high voltage component is labelled.

Always wear the appropriate PPE (Rubber insulated gloves / insulated rubber shoes / tools with insulating protective cover / goggles). Do not attempt to open the high voltage battery.

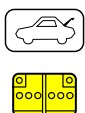
### MAIN DISABLING METHOD



### ALTERNATIVE METHOD



### ACCESS TO 12V BATTERY

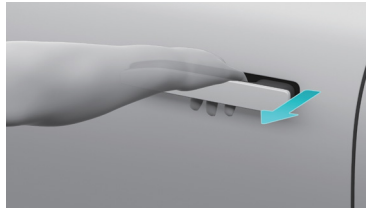




**4. Access to the occupants**



Driver seat adjustment (electric)



Exterior door handle



Passenger seat adjustment (electric)



Emergency interior door handle



Steering column adjustment



Door latch

**Glass types:**



**5. Stored energy / liquids / gases / solids**

		12 V
		350 V
		1000 g

**6. In case of fire**

**USE LARGE AMOUNTS OF WATER**

**BATTERY RE-IGNITION!**

**DO NOT SUBMERGE VEHICLE TO EXTINGUISH BATTERY**



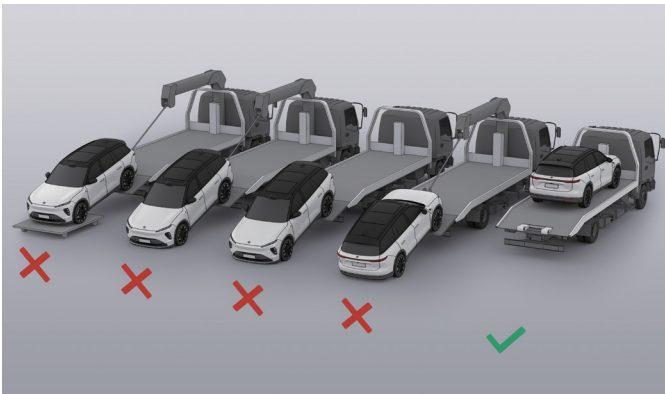
## 7. In case of submersion

Tilt the vehicle to one side to allow water to drain out of the vehicle and the high voltage battery.

Wear appropriate PPE. Remove the vehicle from the water and continue with normal high voltage disconnection (see chapter 3). Vehicles submerged in salt water should be handled with a greater potential risk of a high voltage battery fire.

## 8. Towing / transportation / storage


**STORE AT SAFE DISTANCE FROM OTHER VEHICLES!**



Towing/transportation method



**BATTERY RE-IGNITION!**



Hook storage



Hook location

## 9. Important additional information

Manufacturer information      NIO

For further details, please refer to "Emergency Response Guide".

Airbag in the roof

## 10. Explanation of pictograms used

	Warning high voltage		Flammable
	Caution		Hazardous to the human health
	Air-conditioning component		Acute toxicity
	Electric vehicle		Corrosives
	Bonnet		Gases under pressure
	Boot		Explosive
	Use thermal Infrared camera		Use water to extinguish the fire